

KENWOOD

SB-953

SERVICE BULLETIN AMATEUR RADIO

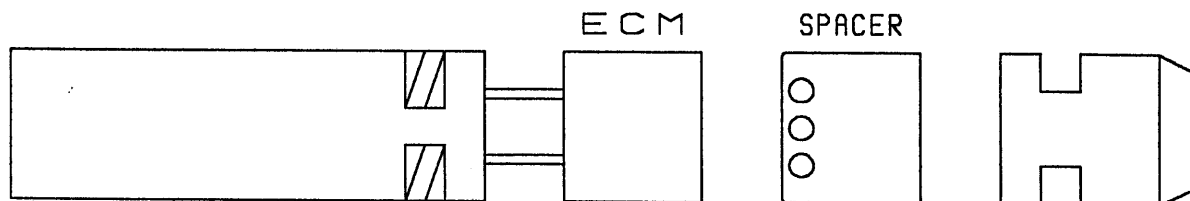
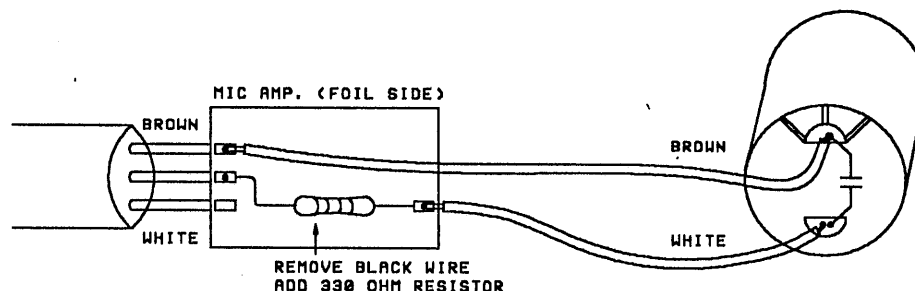
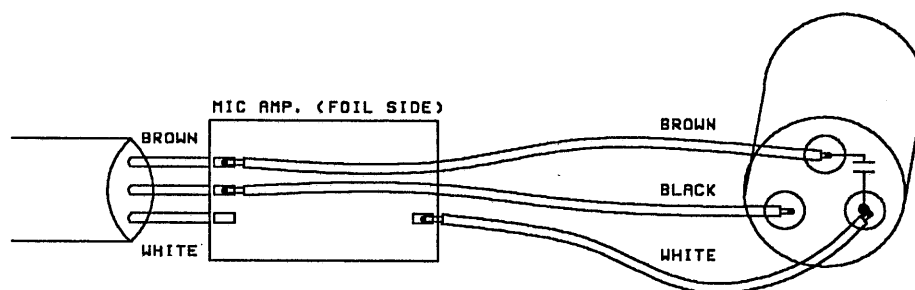
SUBJECT

MC-55 CHANGE IN MIC ELEMENT (T91-0328-08)

DATE

05/04/89

The new Mic element for an MC-55 comes in two pieces. One piece is a two pin ECM and the other piece is a spacer. The spacer is required as the new ECM is half the size of the old one. The wiring configuration is somewhat changed for the installation of the new Mic element. The figures below show the original configuration, the new configuration, and the assembly. The black wire is not used with the new ECM and a 330 ohm resistor is installed on the foil side of the microphone amplifier board. The leads of the resistor should be insulated with electricians tape or shrink tubing.



KENWOOD U.S.A. CORPORATION

2201 EAST DOMINGUEZ STREET - LONG BEACH, CALIFORNIA 90810
MAILING: P.O. BOX 22745 - LONG BEACH, CALIFORNIA 90801-5745
TELEPHONE: (213) 639-9000